


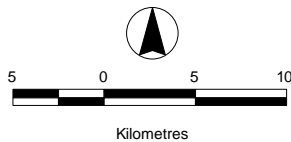


River Reach Condition - Biota Index

Key:

-  Equivalent to Reference site
 # Stream macroinvertebrates should be in similar numbers and of similar types to those at reference sites.
-  Significantly impaired
 # Between 20-50% of the expected macroinvertebrates have been lost.
-  Severely impaired
 # Between 50-80% of the expected macroinvertebrates have been lost.



Source Data:
National Land and Water
Resources Audit
Metadata Element 6

Cadastral, cultural & drainage
data supplied by Environment
ACT. Attribute data supplied
by NSW Department of
Infrastructure, Planning &
Natural Resources. Neither
party warrants that the data
is free from errors.